

# Online Roulette for Profit WITH FULL RESALE RIGHTS

## Thank you

Thank you for purchasing this system. Soon you will be making money from online Roulette.

## Disclaimer

The sellers of this ebook do not promote illegal, underage gambling or gambling to those who live in a jurisdiction where gambling is considered unlawful. The information within this ebook is being presented solely for entertainment purposes. The sellers of this ebook are not responsible for the content of the links. Offers displayed are subject to change. The sellers of this ebook will not be held responsible for any personal loss of wagers or damages you may incur. Reading this ebook is your agreement that you are aware of these terms and are of legal age and live in an area where it is not unlawful to gamble or gamble online.

## Registering Online

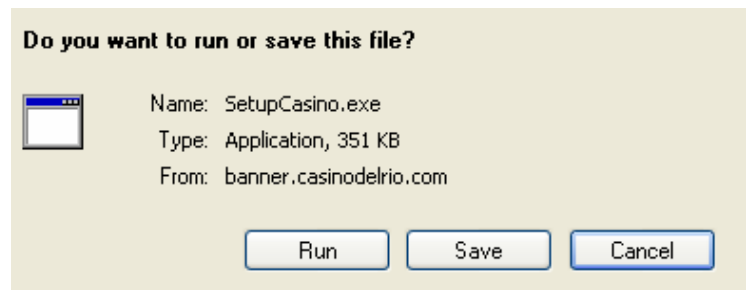
The first step is to register with the online casino. I have tried out many online casinos but this system works best on [this casino \(click here\)](#).

## Downloading the Casino Program

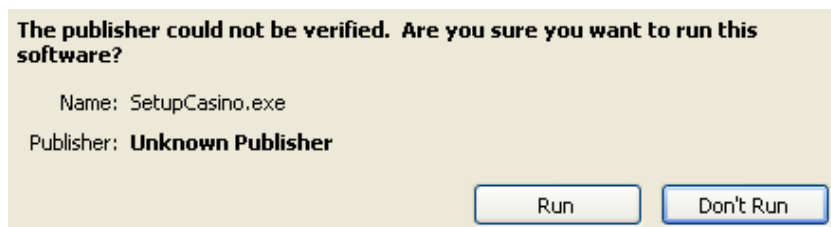
Step 1. Click on [this link](#) to go to the casino. Note you will need to be connected to the internet ☺ When the web page is displayed (which may take a few seconds) click on the Download button.



Step 2. Then click on 'Run'



If the following screen pops up, click on the Run button:



Click on 'English' , (or whatever language you prefer), and the wait for the casino software to download.

Once loaded click on install, and 'I agree' (to the terms and conditions).

Now click on 'Play for fun' to practice playing and using the system:

Make a note of your user name and make sure the 'Remember password' checkbox is ticked. Then click on Login.



## Lets Start Playing

Move the mouse over the 'Card and Table Games' and then 'European Roulette' an then click on 'Single Player' as shown on the right:

The screen will look like this:



Row 3

Row 2

Row 1

## The System

As you can see on the picture above, the roulette table can be divided into three rows. The first row is the row going from left to right starting with number 1 and then going to numbers 4, 7, 10, 13, 16, 19, 22, 25, 28, 31, 34. This is shown by the red line above.

The second row is numbers 2, 5, 8, 11, 14, down to 35 shown by the black line and the third row goes from 3, 6, 9, down to 36, shown by the blue line. These we shall call rows 1, 2 and 3. Row 1 starts with a 1, 2 with a 2 and 3 with a 3.

You will be placing bets on these rows of numbers. The odds on this are 2:1 meaning that if we bet \$1 we get \$2 in winnings plus our original stake of \$1.

You will need a blank piece of paper. Click on the Spin button.

Make a note of the winning number by writing down either 1, 2 or 3 depending on which row the number is in.



In the example on the right you can see that the winning number is 17. This is shown by the peg and also in the zoomed in roulette wheel on the top right. 17 is in row 2, so write down 2.



Click on spin again. Note that you are not placing any bets at the moment.

Let's say the next number is 21. This is in row 3. Write the number 3 down, as it is in the 3<sup>rd</sup> row. To follow this example, let us say that the next numbers are 27, 5 and 30. These correspond to row 3, row 2 and row 3.

So far we have this list of numbers on your piece of paper:

2 3 3 2 3

The main rule of this system is that as soon there are 5 spins without one of the groups coming up, you start betting. In this case numbers from row 1 have not come up in the last 5 spins and so now we can start betting.

Another example would be this sequence:

1 2 3 1 2 1 1 2

In the above sequence row 3 came up, but then 5 spins of row 1 and row 2 numbers came up, so we can now bet on row 3.

## Betting

So how do we bet?

On the left part of the screen you'll see your chips. They are stacked up in \$1's \$5's \$25's and \$100's. Note the small gold circle around the light blue \$1 chips in the picture on the right. This means the \$1 chips are selected. If you click on the blue \$5 chips the gold circle will surround these chips instead, indicating that these are selected. Make sure the light blue \$1 chips are selected by clicking on the light blue \$1 chip pile.



To place a bet, click on the section of the board on the right at the end of the rows. See the image on the right of this page. E.g. if the 2<sup>nd</sup> row hasn't come up in the last 5 spins, click on this section at the end of the 2<sup>nd</sup> row, where it says '2 to 1'. A light blue \$1 will then be placed there. This is shown in the image on the right.



Now click on the Spin button. Write down the row the number comes in. If the number comes up in the row you have bet on well done! You have just won \$2! If not then you need to bet again, but this time you need to bet \$2. Remember to write down the winning number row each time.

If your \$2 bet fails then your next bet is \$3. The betting amounts, if you keep on loosing, must follow these amounts:

- Bet 1 (ie initial bet): \$1
- Bet 2: \$2
- Bet 3: \$3
- Bet 4: \$4
- Bet 5: \$6
- Bet 6: \$9
- Bet 7: \$13
- Bet 8: \$20
- Bet 9: \$30
- Bet 10: \$45
- Bet 11: \$67
- Bet 12: back to \$1
- Bet 13: as bet 2 ie \$2
- etc

I suggest you write this list of numbers along the top of the piece of paper you are using to log the rows that come up.

As soon as you win, you go back to \$1 bets. Always keep an eye on which row has not come up. When this gets to five spins or more, start betting.


It really is that simple!

### Repeat bets

The casino wants you to keep betting, so as soon as you win it changes the 'Spin' button to a 'Repeat Bet' button. Just click on your winning chips (on the left in the picture) to return them to your pile.

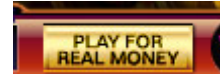


If you do not need to bet again, because you have not had a sequence of numbers that one of the rows had not appeared in, click on any number on the board and then click on the 'Clear bets' button. Notice that now the Spin button has reappeared and you can spin the roulette table without placing any bets.



That's it! Just repeat this process. Always write down the row the winning number was in. If you are not sure or missed the peg, just look at the number history on the top left side of the screen.

The system really is that simple. Once you have practiced and understand how it works, click on the 'Play for real money button' on the lower left part of the screen and start winning!



## System Rules

In order for this system to work you need to follow these simple rules:

- Stick to the \$1 initial stake. If you increase this, you will need a much larger bank. Our advice is that you are patient and **always use a \$1 initial stake.**
- Do not use the same table for more than 45 minutes. Click on the 'Switch tables' button on the lower left to switch to a different table after 45 minutes.
- Use private tables, this way you have more control over when the roulette wheel is spun.
- If bet 11 loses, go back to \$1. This will happen every now and then, but you will have made enough money before to more than make up for any losses.

Happy Betting!

**You may also be interested in our other free Ebooks on poker and casinos. [Click Here](#) to the download page.**